



HEALTH HOLDING

HAFER ALBATIN HEALTH
CLUSTER
MATERNITY AND
CHILDREN HOSPITAL

Department:	Nursing		
Document:	Internal Policy and Procedure		
Title:	Administration of Intramuscular Medications		
Applies To:	All Nursing Staff		
Preparation Date:	January 08, 2025	Index No:	NR-IPP-012
Approval Date:	January 22, 2025	Version :	2
Effective Date:	February 22, 2025	Replacement No.:	NR-IPP-012 (1)
Review Date:	February 22, 2028	No. of Pages:	03

1. PURPOSE:

- 1.1 To provide guidelines in the procedure for administration of intramuscular injections.

2. DEFINITONS:

- 2.1 **Intramuscular injection** is the delivering of drug/ medication into muscle tissue.

3. POLICY:

- 3.1 Nursing Staff should administer intramuscular medication as ordered by the Physician.

4. PROCEDURE:

- 4.1 Verify the Physician's order.
- 4.2 Identify the patient using 2 identifier (Four names for Saudi or Complete name for Non-Saudi and Medical Record Number).
- 4.3 Perform hand hygiene to reduce microorganisms transfer.
- 4.4 Prepare medication, adhering to the ten (10) rights of drug administration.
- 4.5 Provide privacy for the patient.
- 4.6 Explain procedure and purpose of drug to the patient.
- 4.7 Verify any allergies.
- 4.8 Wear gloves.
- 4.9 Select injection site appropriate for patient's size and age (such as deltoid in the upper arm, anterolateral side of the thigh, upper and outer quadrant of buttocks), to provide sufficient muscle mass for medication absorption.
- 4.10 Assist patient into position for comfort and easy visibility of injection site.
- 4.11 Clean the site with alcohol swab, maintain aseptic technique.
- 4.12 Remove needle cap.
- 4.13 Pull skin taut at the site area by using the following sequence to facilitate smooth and complete insertion.
 - 4.13.1 Place thumb and index finger of non-dominant hand over injection site (taking care not to touch cleaned area to form a "V").
 - 4.13.2 Pull thumb and index finger in opposing directions, spreading fingers about 3 inches apart.
- 4.14 Warn the patient of impending needle stick to prevent jerking response.
- 4.15 Quickly insert needle at 90-degree angle with dominant hand (as if throwing a dart). Minimizes pain from needle insertion.
- 4.16 Move thumb and first finger of non-dominant hand from skin to support barrel of syringe; place fingers on barrel. Maintains steady position of needle and prevents tearing of tissue.
- 4.17 Pull back on plunger and aspirate for blood return in the syringe.
- 4.18 Determines if needle is in a blood vessel rather than in the muscle.

- 4.18.1 If blood returns when aspirating, pull the needle out, apply pressure to site and repeat injection steps, to prevent giving IV injection.
- 4.18.2 If no blood returns, push plunger down slowly and smoothly; encourage patient to talk or take deep breath.
- 4.19 Delivers medication.
- 4.20 Remove needle at same angle as it was inserted, prevents tearing of tissue.
- 4.21 Massage and clean insertion area with alcohol, prevents drug from escaping into subcutaneous tissue.
- 4.22 Place needle on tray. **Do Not Recap.** Prevents needle stick.
- 4.23 Remove gloves.
- 4.24 Make patient comfortable.
- 4.25 Dispose the syringe and needle in the sharp container properly. Prevents injury and spread of infection.
- 4.26 Perform hand hygiene after the procedure.
- 4.27 Documentation: write the name, dosage and route of medication and sign in medication form.

5. MATERIALS AND EQUIPMENT:

- 5.1 Syringe
- 5.2 Medication tray
- 5.3 Disposable gloves
- 5.4 Medications
- 5.5 Alcohol swab
- 5.6 Cotton ball
- 5.8 Plaster
- 5.9 Sharp container

6. RESPONSIBILITIES:

- 6.1 Nurse






7. APPENDICES:

- 7.1 N/A

8. REFERENCES:

- 8.1 Jean Smith Temple and Joyce Young Johnson, Nurses Guide to Clinical Procedures, 5h Edition, Lippincott William And Wilkins, Page no: 215-219.

9. APPROVALS:

	Name	Title	Signature	Date
Prepared by:	Ms. Bashayer Alshammari	CNE Educator		January 08, 2025
Reviewed by:	Ms. Teflah Alsahali	CNE Coordinator		January 13, 2025
Reviewed by:	Ms. Rasha Anwar	Nursing QM&PS Supervisor		January 15, 2025
Reviewed by:	Mr. Abdulelah Ayed Almutairi	QM&PS Director		January 16, 2025
Approved by:	Mr. Sabah Turayhib Al Harbi	Director of Nursing		January 22, 2025